

“If you build it, they will come”

We are blessed to have our own ‘field of dreams’ right here in Northeast Iowa. Kevin and

Brenda Dietzenbach of rural Cresco didn’t turn a corn field into a baseball field, but rather into a corn maze. And just like the famous line from the

classic rural Iowa movie, “if you build it, they will come,” the Full Circle Corn Maze has also proved that cliché to be true. The Dietzenbach’s opened in late August and have already welcomed visitors through the corn maze from Florida, Virginia, Chicago and many other areas across the country.



Turn to pages 6-7 to learn more about the Full Circle Corn Maze and Gift Shop.



The Full Circle Corn Maze, located 3½ miles west of Cresco, will challenge those who dare to navigate its passages until October 30th. The angel design is divided into two separate mazes covering a total of 12.5 acres. A map is provided for viewing prior to entering the maze and others are stationed throughout the maze. The average time it takes to go through the maze is 45 minutes to 1 hour. The fastest time for anyone to finish one of the mazes has been 24 minutes. Are you up for the challenge?



Member Appreciation Event

**Over 1,850
members in
attendance!**

Turn to pages 4-5 for more photos from our member appreciation night.



Inside this issue...

PAGE 2	Manager's Message
PAGE 3	Outage Map
PAGE 4-5	Member Appreciation
PAGE 6-7	Full Circle Corn Maze
PAGE 8	Billing Statement
PAGE 9	For Sale
	Pole Testing
	Welcome New Members
PAGE 10	Electric Safety
PAGE 11	Recipes
PAGE 12	Dates to Remember
	Wait 'til eight

"Our vision is to provide access to safe, dependable and affordable electric services."



Tom Miller
General Manager

Automated Meter Reading (AMR)

"Cosmic Meters" are full steam ahead!

In a world of ever changing technology, Hawkeye REC and its members are no exception. Many of you have already noticed the digital, or what some members have referred to as "cosmic", meter on your pole or house. We live in a digital world of clocks without hands and televisions without knobs. Many of us have had several learning curves, from setting clocks and the VCR, to operating computers and surfing the World Wide Web.

Dairyland Power cranks up their microwave system in Winneshiek County

In mid-August, Dairyland Power Cooperative telecommunications and metering staff installed a master station in the Decorah area enabling Hawkeye REC to communicate with Burr Oak, Canoe, Festina, Locust, Madison, and Nordness substations. This was the final step needed to fully deploy our AMR meters. Now, meter readings can be passed to the substation using our power lines, and then micro-waved from the substation to the Cooperative's headquarters.

We have been using wireless internet to do some of the initial temporary communication. The wireless was a good test for us, providing us a viable alternative should the microwave fail. The wireless internet allowed us to continue and expand our pilot AMR project. Having great success with our AMR and having a microwave communication path in place makes for full steam ahead with deployment.

Out with the old and in with the new meters

The new meters come with a bench test. This indicates how well the meter performs un-

der both light and heavy loading. Naturally, we want the meter to be perfect and within the parameters of the Iowa Administrative Code. This meter test is cataloged and filed for future reference. Rather than testing all the old meters on their way out, we are keeping them for a few billing cycles.

The new meters are digital electronics as opposed to the old meters being mechanical with gear work and registers. The new meters are "plug and play", meaning their electronic circuitry works perfectly or when it fails, is dead. The old meters could "die a slow death." We have had near perfect performance from our new meters.

Meter Readings

When exchanging the meters, there are several options for billing you. GENERALLY, we are using meter readings from both the old and new meter.

For example, if you generally read your meter on the 25th, then we exchange the meters, you will be billed 5 days on the old meter and 30 days on the new meter. After the first month billing on the new meter, you will be billed on your usage from the 1st to the last day of the month. Please turn to page 8 for an example of an AMR electric bill statement.

The Cannon AMR (automated meter reading) system is the technology system of choice for Hawkeye. This system will be used for more than just obtaining a meter reading. The system's versatility allows Hawkeye employees to switch capacitor banks, obtain voltage readings, identify trouble-some oil circuit reclosers (OCR) and obtain phase data that ties to the cooperative's engineering model. When a member calls in with an out-



New AMR meter.



A notice will be delivered or hung on your door the day your AMR meter is installed.

age the meter can be tested (we call it pinged) from the office to tell if the problem is the Cooperative's or the members. This helps process and restore outages faster and more efficiently. The meter information can also determine usage patterns when helping members with their energy efficiency needs.

Now I am sure you are all wondering "When can I get my new meter". Below is our AMR project schedule. The time table may change depending how fast the manufacturer can get meters to us and the availability of staff. Hawkeye is using in-house personnel to deploy the AMR project. Its "Full Speed Ahead" with hopes to have the AMR project completed by year-end 2007.

AMR Schedule by Substation

2006

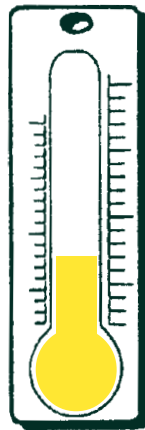
Cresco (pilot project)
 Festina (completed)
 Lime Springs (completed)
 Nordness (completed)
 Schley (started)
 Madison
 Burr Oak
 Canoe

2007

Locust
 Little Turkey
 Wapsi
 Alta Vista
 Lawler
 Saratoga

Schedule may change depending on availability of substation communications equipment.

Goal - 6,506 meters!



**2,943
so far...**

Services

- ◆ Beam Central Vacuum Systems
- ◆ Electric Grills
- ◆ First Call Emergency Response System
- ◆ Generators
- ◆ Home Heating Systems
- ◆ Incentives & Rebates
- ◆ Long Distance Services
- ◆ Security Lights
- ◆ Security Systems
- ◆ Water Heater Program
- ◆ Water Conditioners/ Softeners
- ◆ Electric Usage Audits
- ◆ New Home Consultations

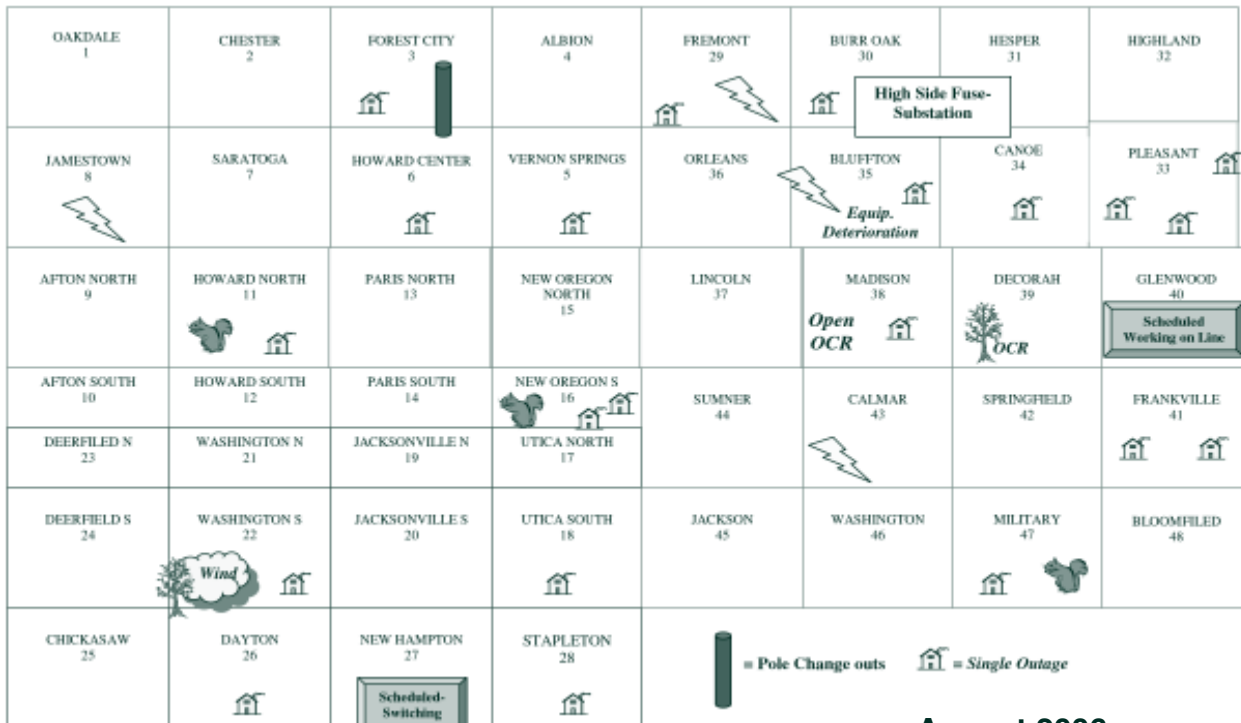


Please contact us for more information.

1-800-658-2243 or 547-3801

www.hawkeyerec.com

Map of Outages



August 2006

Have you experienced an outage lately?

Member Appreciation Event

(continued from cover...)



All attendees received a free REC T-shirt. These girls were happy to receive their shirts even if the size was just a bit too big for them!



**“it’s gettin’
better all
the time!”**

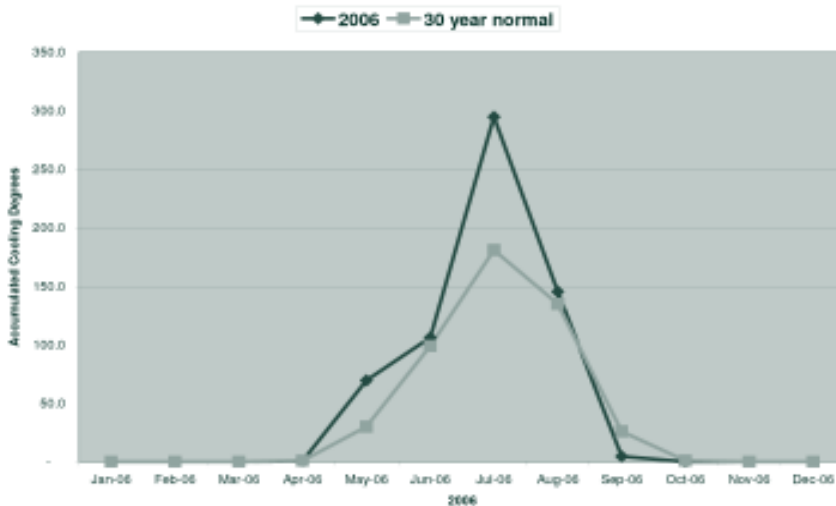


Winners of Attendance Drawings

Members registered to win one of six Hawkeye REC Coleman Lawn Chairs. The winners were:

Shirley Rethamel Cresco
 Clair Pecinovsky Cresco
 Dennis Vobr Cresco
 Ellen Sexton Mabel, MN
 Denise Lee Decorah
 Joe Praska Elma

Cooling Degrees



A "Hot" July

From the Dairyland Power Rochester weather station we noted the seven day period from July 24th to July 31st was 40% of the cooling degree days which occurred for July and 24% of the cooling degrees days for summer. July was a very hot month as compared to the 30-year norm.

“If you build it, they will come”

(continued from cover...)

“The corn maze is worth the drive.” One visitor from Colorado says. “My dad has been to several corn mazes and he said this was the best one he has been to. They provide you with a map and you have to locate 12 flags each with an angel related plaque below them. Without a map, one could seriously get lost in there. We loved the challenge of finding the next flag.” So this maze is not just for kids. Adults are encouraged to take the challenge as well.

“Spend life doing what you love” is the inspiration behind the corn maze and gift shop. Last summer the Dietzenbach’s invited over 40 guests to stay on their farm when RAGBRAI riders ventured through

Cresco. Brenda can say that these guests truly changed her life. They inspired her to live out her creative dreams. Later that summer Brenda and Kevin decided to travel to Kentucky to visit other dairy farms that converted their existing farms into corn mazes and gift shops. When they returned home, Brenda was inspired to create the angel “I Believe” maze. “It only took me about 1½ hour to complete. Once I had my vision of the angel, it was just a matter of getting the passages down.” She contacted Mazeplay, a company who specializes in the construction of the mazes. Now that she has her first maze underway, she is already inspired to create the maze design for next fall.

There are over 23 artists that have pieces for sale in the Gallery, many local as well as artists from Minneapolis to Cedar Rapids.

Stained Glass

Variety of barn board creations

Weathered windows with dried flower arrangements

Antiques

Candles, soaps, lace

Baskets

Prints

Blown Glass

Hand painted cards

Corn husker bags

Marble from Vietnam

Wine from Winneshiek
Wildberry Winery

Hand crafted picture frames

Many other unique gifts



“It was important to keep a sense of our agricultural background visible. We converted our old hog building into the Gift Shop and Gallery, keeping some of the original barn boards.”



Are wedding plans in your future?

The corn maze and gift shop are not the only features of the re-invented Dietzenbach Farm. Kevin and Brenda were married in a modified chapel, an old corn crib. Brenda has decorated the corn crib and couples are welcome to have their wedding ceremonies there. They have also created a reception hall from an old machine shed that can hold up to 300 guests and is illuminated at night with white lights. It can be rented for weddings, graduations, birthday parties, family reunions or any other type of gathering you may need to host. It also makes the perfect place to have a 'cub scout camp-out night'.

Get ready for the Fall Season

Pumpkins, gourds, squash and broom corn are for sale at the gift shop throughout the fall season.



Haunted Maze

October 24th-31st



Drop off your kids and let them spend the day here. We have volunteers to help and will also have hay rides!

Public is welcome to donate items:

- ▶ Flannel Shirts
- ▶ Straw Hats
- ▶ Jeans
- ▶ Fake Birds
- ▶ Twine
- ▶ Buttons
- ▶ Gloves

Scarecrow Building Contest
October 14, 2006
10:00 am-5:00 pm
Please call 547-5900 to make reservations

Drop off sites:

REC Office
 Corn Maze Gift Shop
 Cresco Fitness Center

Judging contest will be held on October 30th at the Grand Finale

AMR Electric Bill Statement



24049 State Hwy 9 • PO Box 90
 Cresco, IA 52136-0090
 Hours: Monday-Friday 7:30-4:30
 (800)658-2243 • (563)547-3801
 www.hawkeyerec.com

(000) 555-1234/HOME

Mail in your payment or why not sign up for an automatic payment plan! No need to mail anything!

Account Number	Amount Due Upon Receipt
0000000	Autopay
Statement Date	Delinquent After
09/12/2006	10/01/2006
	Autopay

John Doe
 123 Electric Way
 Cresco, IA 52136



+02586 00P0013 2-025 2-02586
 Meter 61894
 39-31-023
 COOP READ

You now have an AMR meter. DO NOT read. The cooperative retrieves readings the last day of the month.

Please return this portion with your payment. THANK YOU.

Account Number	Name	Statement Date	Delinquent After
0000000	John Doe	09/12/2006	10/01/2006
Previous Balance	108.08	Current Charges	136.47
Payments (Last pmt 08/28/2006)	108.08-	Total Amount Due	136.47
Penalty	0.00	Delinquent Amount After The 1st	138.52
Balance Forward	0.00	Page 1 Automatic Payment	09/28/2006

Meter 61894	Meter Exchange	Service Loc	39-31-023	Service Desc	Rate 001
Access Charge	20.00	Meter Reading Details			
DPC Energy Charge 0.05000 per kWh	60.15				
Hawkeye Delivery Charges 0.03500 per kWh	42.11	Current Reading	09/01/2006	475	
EAC (Rail surcharge) 0.00795 per kWh	9.57	Previous Reading	08/11/2006	0	
Recare	2.00	Total Usage		475	
County Tax	1.32	Usage History			
School Tax	1.32				
Total For This Service	136.47				
		Days Served	21		
		Kwh/Day	22		
		Avg Temp	70°		

Meter 12071	Meter Exchange	Service Loc	39-31-023	Service Desc	Rate 001
Meter Reading Details					
		Current Reading	08/11/2006	98609	
		Previous Reading	07/26/2006	97881	
		Total Usage		728	
Usage History					
		Days Served	16		
		Kwh/Day	45		
		Avg Temp	70°		

Make notice of days served. When changing out meters this can vary, therefore resulting in higher or lower billing for the month.



24049 State Hwy 9 • PO Box 90
 Cresco, IA 52136-0090
 Hours: Monday-Friday 7:30-4:30
 (800)658-2243 • (563)547-3801
 www.hawkeyerec.com

Message from Hawkeye REC
 Outage phone number (800)927-5265

Keep this portion for your records.

For Sale


Stop in and check out the following items for sale. Accepting sealed bids through Oct. 2nd. All items will be sold "as is".



8' utility box (two sided)




**Substation Shack (Steel)
8' W X 10' L X 7' H**



Steel office desk 54" L X 30" W



**Lift Gate (Tommy Gate)
Model 6413**



**Fiberglass Side Box
64" X 16"**



**Fiberglass cross box fit full
size pick-up (Quantity 2)**

Ameripole testing poles in Howard and Winneshiek Counties

The utility pole is the backbone of the above-ground electric distribution system. Every year this backbone gets a checkup to make sure the poles are in good condition. Ameripole Inspection Company of Marshalltown, IA is hired to check, evaluate and treat utility poles in Hawkeye's service territory.



Ameripole will be testing poles in Winneshiek and Howard counties in the following townships: Bluffton, Fremont, Madison, Lincoln, Orleans, Albion, Vernon Springs, and New Oregon North.

Welcome

Duane Gaul	New Hampton
Denise Lollman	Fort Atkinson
Dan Ames	Decorah
Joy Whitney	Decorah
Kyle E. Johnson	Decorah
Melinda Ganka	Decorah
Daniel Langreck	Ossian
Mark & Eunice Buitenwerf	Prescott, AZ
Kyle & Sarah Swarbrick	Decorah
Decorah Heating & Plumbing	Decorah
Jennifer Schriever	Decorah
Dawn Fairbanks	Chester

Hawkeye REC welcomes New Members

Rissman Painting Inc.	Anamosa, IA
Walnut Creek Farms, LLC	Ridgeway
Julie Cornelison	Decorah
David Leo & Julie Ann Lickteig	Ellensburg, WA
Jonathan T. Belisle	Cresco
Patrick & Michelle Davis	Decorah
Gene Weydert	Alta Vista
Jay & Karen Bruns	Elma
Matt A. Forry	New Hampton
Casey D. Knight	Cresco
Clinton Seegmiller	Decorah
Evan Livingood	Postville
Brock & Emily Schmidt	New Hampton

Yielding Fewer Electrical Accidents at Harvest

National Farm Safety and Health Week - Sept. 17 – 23



Harvest season can yield higher numbers of electrocution, shock and burn injuries. Nationwide, an average of 64 agricultural workers are electrocuted and hundreds more injured in electrical accidents each year. Hawkeye REC and Safe Electricity urge farm workers to avoid tragic accidents by taking note of farm activities that take place around power lines.

Many types of farm equipment used in Iowa can come in contact with overhead power lines, creating a direct path for electricity. Tractors with front-end loaders, portable grain augers, fold-up cultivators and equipment with antennas can easily become electrical hazards and must be operated with care.

“Everyone who works on the farm should know the location of power lines and keep farm equipment at least 10 feet away from them—below, to the side and above,” says Tom Miller, CEO and General Manager of Hawkeye REC. “Ensuring proper clearance can save lives.”

“It’s also important for operators of farm equipment or vehicles to know what to do if the vehicle comes in contact with a power line,” says Miller. “It’s almost always best to stay in the cab and call for help. Warn others who may be nearby to stay away and wait until the electric utility arrives to make sure power to the line is cut off.”

If there is fire or imminent risk of fire, jump – not step – with both feet hitting the ground at the same time. Do not allow any part of your body to touch the equipment and the ground at the same time. Continue to hop or shuffle to safety, keeping both feet together while leaving the area. Once you get away from the equipment, never attempt to get back on or even touch the equipment.

For more information on farm and other electrical safety, visit www.SafeElectricity.org.



Safety Considerations

- ▼ Always lower portable augers or elevators to their lowest possible level—under 14 feet—before moving or transporting, and use care when raising them.
- ▼ Be aware of increased height when loading and transporting larger modern tractors with higher antennas.
- ▼ Always use a spotter or someone to help make certain that contact is not made with a line when moving large equipment or high loads.
- ▼ Do not use metal poles when breaking up bridged grain inside and around bins.
- ▼ Do not raise any equipment such as ladders, poles or rods into power lines. Remember, non-metallic materials such as lumber, tree limbs, tires, ropes and hay also may conduct electricity under certain conditions.
- ▼ Use qualified electricians for work on drying equipment and other farm electrical systems.
- ▼ Inspect farm equipment for transport height and determine clearance with any power lines under which the equipment must pass. Apply decals to all equipment that may pose electrical hazards and explain decals to workers who use the equipment.
- ▼ Review the possibility of underground utility supplies for new or replacement power lines.
- ▼ If you have a standby power system, review its location, operation and importance with all workers.
- ▼ Train seasonal employees to be aware of risks for potential electrical shock on the farm even if they only work temporarily.
- ▼ Never attempt to raise or move a power line to clear a path.

Recipes...

Anything goes this month!



Pudding Pops

2 c. milk
1 pkg (4 serving) Instant Vanilla (or chocolate) pudding
1/2 c. thawed Cool Whip
6 crushed oreo cookies

Pour milk into bowl. Add pudding. Mix with wire whisk for 2 minutes. Place cookies into resealable bag. Crush with rolling pin. Gently stir cool whip and crushed cookies into pudding mixture. Scoop mixture into plastic cups using 1/3 measuring cup. Insert popsicle stick into each for a handle. Place cups into 9 x 13 pan. Freeze for 5 hours. When ready to eat, place bottom of cup into warm water for 15 seconds. Press bottom of cup firmly to release pop. (Do not twist or pull pop stick.)

These are a fun, easy and tasty treat! My 4 children, friends and family all love them - even the adults.

Andrea Knutson – Ossian

Send or e-mail your favorite recipe. If we print your recipe in our newsletter you'll receive \$5 off your next electric bill.

E-mail to:
mmoellers@hawkeyerec.com



Oct – Quick Fix Meals (15 min. or less)

Nov – Squash and Pumpkin recipes

All recipes can be found on our website.

Easy Brownies

1 c. sugar
1 stick margarine
1 c. flour
1 c. nuts
4 eggs, well beaten
1 (16 oz.) can Hershey's chocolate syrup
Pinch of salt

Combine and spread on a cookie sheet. Bake at 350° for 30 minutes.

Frosting:

1 stick margarine
1 c. sugar
1/3 c. milk
1/2 c. chocolate chips

Mix everything except chocolate chips and bring to a boil. Remove from heat and stir in chocolate chips. Beat well and spread over cooled brownies.

Judy Spalla – Canton, MN

Meatloaf Parmesan

1 lb. ground beef
1/2 c. spaghetti sauce, divided
1/2 c. dry bread crumbs
1/2 c. parmesan cheese, divided
1/4 c. chopped onion
1 egg, beaten
1/2 t. Italian seasoning
Mix meat, 1/4 c. spaghetti sauce, bread crumbs, 1/4 c. parmesan cheese, onion, egg & seasoning. Shape into loaf in 12 x 8 baking dish. Top with remaining sauce & cheese. Bake at 350° for 45 minutes. Make 4 servings.

Donna Rue – Ridgeway

Butterscotch Banana Cake

Melt 1 1/3 c. butterscotch chips

In a large bowl mix:

1 yellow cake mix
4 large eggs
3/4 c. or 2 med. mashed ripe bananas
1/2 c. veg. oil
1/4 c. water
1/4 c. sugar



Stir 2 c. butter into melted chips. Alternately spoon batters into 10 c. bundt or round tube pan. Bake 35 to 45 minutes at 375°. Cool 20 minutes, invert onto wire rack to cool completely. Melt remaining chips and drizzle over cake.

Nancy Dietzenbach – Fort Atkinson

DATES TO REMEMBER

BILLING CYCLE DATES

Sept. 25 Member reads meter and records on payment voucher. (Unless you have an AMR meter.) Please mail your bill today to make sure it arrives to Hawkeye by the 1st of October.

Sept. 28 Automated payments from checking accounts and credit cards are processed.

Oct. 1 Bills become delinquent.

Oct. 10 Hawkeye REC prints bills based on September meter reading.

Oct. 11 Bills are mailed to members from Dairyland in LaCrosse.

OTHER EVENTS

Sept. 29 Hawkeye REC Board Meeting.



The value of *Wait 'til eight*



Thank you for your cooperation and “waiting ‘til eight” to use major appliances. You are making a difference in the overall demand of electricity.

Value of Load Management & Wait ‘til eight campaign

- ▶ Dairyland Power’s July Control Value= \$707,000
- ▶ Residential Water Heaters, 110 Hours 20 Min. (28 events)
- ▶ Air Conditioners, 93 Hours 15 Min. (27 events)
- ▶ C & I Peak Alert, 44 Hours (11 events)
- ▶ C & I Generators, 51 Hours 45 Min. (14 events)
- ▶ Dairy Water Heaters, 65 Hours (13 events)
- ▶ Grain Drying/Handling, 52 Hours (13 events)
- ▶ Interruptible Industrial Loads, 23 Hours 20 Min. (3 events)
- ▶ Irrigation, 34 Hours 50 Min. (11 events)



The Power Is Yours

Box 90 - Cresco, Iowa 52136
1-800-658-2243 or 547-3801
www.hawkeyerec.com

OFFICE HOURS

Monday thru Friday • 7:30 a.m. - 4:30 p.m.
(Closed Sat., Sun., & Holidays)

OUTAGES

1-800-927-5265

IOWA STATE ONE CALL
1-800-292-8989

BOARD OF DIRECTORS

Dean Fisher, President - Lawler
Dean Nierling, Vice President - Burr Oak
Dennis Ptacek, Secretary/Treasurer - Elma
Norman Dickman - Decorah
John Hockspeier - Alta Vista
Janelle Mahr - Lime Springs
Roger Nibaur - Elma
Charles Frana - Calmar
Dennis Young - Decorah

PERSONNEL

Tom Miller, CEO & General Manager
Roger Halverson, Operations Manager
Jim Murphy, Information Tech. Manager
Cindy Christensen, Communications Manager
Peggy Berg, Chief Financial Officer
Pat Boyle, Business Dev./Mbr. Serv. Manager

EDITOR

Meagan Moellers

Hawkeye REC
Box 90
Cresco, Iowa 52136

PRSR STD
U.S. Postage
PAID
La Crosse, Wis.
Permit No. 372