

## All In The Family

By: Meagan Moellers

**J**im and Joyce Klunder have a passion for cooking. Almost 26 years ago, they opened Klunder's Kafe on Highway 63, a popular stop not only for local residents, but also the many truckers passing through town would make Klunder's their usual stop. "All of the food we serve today started by incorporating long-time favorite recipes that originated from our family's heritage," says Joyce. "Doing what I love makes me happy, especially when I can utilize family heirlooms throughout the restaurant decor and in our recipes."



Owners Jimmy, Joyce and Jim Klunder of Klunder's Kafé in New Hampton.

The restaurant business has been a vital part of the Klunder family for over 33 years. After raising their six children in this environment, two of them decided to also make their career in the food industry. The oldest son Jimmy attended Iowa State University and graduated with a degree in restaurant



and hotel management. He now manages the family restaurant and it's not surprising that his three teenage children also work part-time at the restaurant. Jimmy's wife Susie created and designed the menus and helps with the many office duties, keeping it "all in the family"! Jayne Zwanziger, one of Jim and Joyce's daughters,

and her husband Phil own and manage the Pinicon, another restaurant located in New Hampton.

In January, the Klunders were faced with an important decision regarding their restaurant, whether or not to make their establishment smoke-free. "We are very satisfied with our decision to provide our customers with a non-smoking environment," explains Jimmy. "We have many regular customers that still come to our place to eat, but just make their way outside to smoke. We also have some waitresses who are thrilled with our decision." This issue is very important to the Klunder family. Last October, long-time employee Sharon McDowell passed away from cancer. She worked as a waitress at Klunder's Kafe for over 40 years and never smoked a day in her life, but her life was truly affected from second-hand smoke.

(continued on page 4)



**Office Closed  
in observance  
of Memorial  
Day Monday,  
May 28**

### Inside this issue...

<b>PAGE 2</b>	Manager's Message
<b>PAGE 3</b>	Line Rebuild
	Outage Map
<b>PAGE 4</b>	Klunder's (continued)
<b>PAGE 5</b>	RECare
<b>PAGE 6</b>	New Employees
	Fair Contests
<b>PAGE 7</b>	Youth Tour Winner
	Webster Homes
<b>PAGE 8</b>	Evergreen
<b>PAGE 9</b>	Tree Planting
	Iowa One Call
	New Members
<b>PAGE 10</b>	Energy Efficiency Tip
	Products & Services
<b>PAGE 11</b>	Recipes
<b>PAGE 12</b>	Dates to Remember
	Wait 'til Eight

*"Our vision is to provide access to safe, dependable and affordable electric services."*



*Tom Miller  
General Manager*

## Progress Update

**H**awkeye REC crews continue the line rebuild west of Cresco, beefing up the conductor to carry more load. This line acts as a tie line between the Cresco, Schley, Lime Springs, and Saratoga substation areas. We are completing this work while storm damaged lines are being re-designed. As the weather transitions into the growing and construction season, we also begin work on new services and service improvement requests. And, we must not forget our normal maintenance routines either. These are everyday occurrences.

A contracted power-line construction company, Highline Construction, has completed the new feeder line from the proposed Howard substation west into Afton North Township, Howard County. This new line will improve reliability to this storm battered area. Also, this line becomes the backbone feeder later this fall when construction starts on the Howard substation.

Currently, Highline Construction is building line in Orleans Township, Winneshiok County, north of the Pole Line Road and east of State Highway 139. This line was badly damaged during the ice storm and we worked with our staking company (PDA) to field design this line. It is our first line redesign which gave PDA a chance to become comfortable with the cooperative's design techniques. We only have 400 more ice storm miles to go!

Both Highline Construction and our crews will be moving to Washington North and South Townships in Chickasaw County into the heart of our storm damages. Currently, PDA is performing field design and prepping us for our next big line builds.

### **Construction Crew, Maintenance Crew, or Both?**

For quite some time now, we have wanted to reorganize our line crews having both a

dedicated construction crew and maintenance crew. For many years, we have focused our crews on maintenance and medium to light construction. We have hired contractors to build the heavy construction projects. We have kept the crew lean in numbers with the help of new technology and equipment. We haven't had the numbers to be really efficient, but we have been highly effective. Our crews have done an excellent job of keeping our system in good repair and our reliability metrics have proven that. In recent years, we started to automate our system helping us further identify troubled areas of our system. Again, technology has aided us in our maintenance practices and regimen. Our focus has been to get the most out of our system and make it last. This has been a 25-35 year mode of operation for our crews.

With the addition of a few young line workers and a large amount of construction work ahead of us, we are beginning the process of reorganizing the line crew. We are trying to organize line personnel to accommodate both a construction and maintenance crew. Also, we will need another truck to make this work. This way, we can assign equipment to each the construction and maintenance crew. Naturally, we will have to share the specialized equipment such as our track digger or dump truck, but that's to be expected. Again, we have started the reorganization process and hope to be in full swing soon.

### **FEMA**

We were assigned to another FEMA public assistance coordinator. Our new coordinator has picked-up the ball and is running for us. We hope to have the paperwork completed for the debris removal of the broken poles and damaged conductor. The appropriate information is being compiled for the initial restoration also. This will be a big help recouping a portion of the restoration and debris removal expenses. By the way, these expenses were in the \$1 million neighbor-



*"Our crews have done an excellent job of keeping our system in good repair and our reliability metrics have proven that."*

hood and we are hoping for better than 70% reimbursement.

We continue our efforts and discussions with FEMA about rehabilitation and mitigation costs. The Iowa REC's and Federal FEMA folks don't agree on the interpretation of the rules for reimbursement. The Iowa Homeland Security and Emergency Management agencies appear to be caught in the middle, but leaning toward our arguments. The field staff bounce all over the place and struggle helping us. This is crucial for Hawkeye REC and our proposed \$13 million in project work. Our staff, engineer, attorney, and fellow co-ops are rallying together in order to get a consistent and clear direction of work eligible for rehabilitation or mitigation assistance.

We will keep you posted on the outcome!



Crews continue to work on rebuilding 3½ miles of distribution line west of Cresco on Highway 9. This new line will tie four substations together, enabling Hawkeye to have greater reliability.

**AMR Meters**  
Goal - 7,023 meters!



**3,675**  
so far...

## Map of Outages

OAKDALE 1 <i>Wire Down</i>	CHESTER 2 <i>Weather-Ice</i>	FOREST CITY 3	ALBION 4 <i>Weather Equip. Deterioration</i>	FREMONT 29	BURK OAK 30	HESPER 31 <i>Hit Pole</i>	HIGHLAND 32 <i>Equip. Deterioration</i>
JAMESTOWN 8 <i>Unknown</i>	SARATOGA 7 <i>Open OCR Weather-Ice Broken Strand</i>	HOWARD CENTER 6 <i>Weather-Ice</i>	VERNON SPRINGS 5 <i>Faulty Equipment</i>	ORLEANS 36	BLUFFTON 35 <i>Unknown- Line Fuse</i>	CANCE 34 <i>Bad Insulator</i>	PLEASANT 33 <i>Faulty Transformer</i>
AFTON NORTH 9 <i>Scheduled Building Line</i>	HOWARD NORTH 11	PARIS NORTH 13	NEW OREGON NORTH 15	LINCOLN 37 <i>Unknown- Line Fuse</i>	MADISON 38 <i>Weather</i>	DECORAH 39	GLENWOOD 40
AFTON SOUTH 10	HOWARD SOUTH 12 <i>Weather-Ice</i>	PARIS SOUTH 14 <i>Weather-Ice Weather-Ice</i>	NEW OREGON S 16	SUMNER 44	CALMAR 43	SPRINGFIELD 42 <i>Line Fuse</i>	FRANKVILLE 41 <i>Power Supplier</i>
DEERFIELD N 23	WASHINGTON N 21	JACKSONVILLE N 19	UTICA NORTH 17 <i>Equip. Deterioration</i>	JACKSON 45 <i>Weather-Ice Conductor</i>	WASHINGTON 46 <i>Bad Breaker</i>	MILITARY 47	BLOOMFIELD 48
CHICKASAW 25	DAYTON 26	NEW HAMPTON 27	STAPLETON 28				

**April 2007**

*Have you experienced an outage lately?*

*(continued from cover)*

The decision to go smoke-free was also implemented in their new restaurant which just opened in April. You can find the new restaurant located in the New Hampton Industrial Park on Hwy. 18. Hawkeye REC not only provides electricity to the Klunders in order for them to cook their treasured recipes, but also provided funding from Hawkeye's Revolving Loan Fund which was an important ingredient in the construction of the new restaurant. Hawkeye is proud to be a part of economic growth in our rural communities.



*The waitresses and cooks take a quick break from serving their busy, daily lunch crowd.*



*Joyce proudly showcases their giant homemade cinnamon rolls.*

**"We are very satisfied with our decision to provide our customers with a non-smoking environment."**

**—Jimmy Klunder**



*A western theme was incorporated when they designed the new building, making it resemble a barn-like structure. This family photo (taken when the Klunder kids were younger) hangs on the wall fitting in nicely with the western theme.*



# RECare

## Members Helping Members

### Commitment to Community

**H**awkeye's RECare program makes it easy to help cooperative neighbors that have a hard time paying their electric bills. Consider a monthly contribution today. Your contribution, whether it is \$1 or \$10 a month, when combined with those of generous members, can go a long way in helping others.

Hawkeye appreciates your generosity and the pledges given by members to help these people in need. What a great way to show you care about your community and know that you can make a difference!

To apply for RECare funds, please contact Northeast Iowa Community Action offices in Chickasaw, Howard and Winneshiek counties.

If you would like to make a pledge to the RECare fund or would like to continue your support please fill out the form below and return to Hawkeye.



RECare

**CONSUMER AUTHORIZATION FORM**

**YES! I would like to be a part of "Members Helping Members" and contribute to RECare.**

Monthly Pledge    \$1.00    \$2.00    \$5.00    Other \_\_\_\_\_  
(I understand that this amount will be automatically added to my monthly electric bill.)


One-time contribution \$ \_\_\_\_\_ (Checks should be made out to RECare, c/o Hawkeye REC)

Name: \_\_\_\_\_

Address: \_\_\_\_\_

City: \_\_\_\_\_ State: \_\_\_\_\_ Zip: \_\_\_\_\_

Billing Number: \_\_\_\_\_



**Members Helping Members!**

**Thank you for your contribution.**

**Please return to:**

**Hawkeye**



**PO Box 90**  
**Cresco, Iowa 52136-0090**  
Your Touchstone Energy® Cooperative

# Welcome **New Faces at Hawkeye**

**Kraig Johnson** joined Hawkeye REC on April 16th as an apprentice lineman. He graduated from the Power Lineman course in Sheldon, IA. Kraig was employed by a contractor in Nebraska for 2 years before working at Dairyland on the traveling construction crew the past 2½ years.



*Kraig Johnson*

Kraig is happy to be working full-time in Cresco, his hometown. He and his finance Heather will be exchanging wedding vows on October 6th. Kraig enjoys spending time outdoors, camping and golfing but most of all hunting with his yellow lab companion. His parents are Wally and Peggy Johnson of Cresco and Kraig is the youngest of their nine children.

**Travis Cummings** started as an apprentice lineman on May 1st. He graduated from the Power Lineman course in Sheldon and worked for a contractor for six months. He was then employed at Midland Power Cooperative in Jefferson, IA for about 1 year.



*Travis Cummings*

Travis and his wife Jessica recently had a baby girl, Blaire, on April 11th. Jessica is an elementary special education teacher and taught at the elementary school in Perry. They are excited about moving to Cresco as they are very interested in the recreational trails, fitness center and the opportunity to hunt and fish. They also enjoy camping. They are originally from the Elkader area and are excited about getting closer to home.

**Ryan Miller** will be employed with Hawkeye for the next two years. He started on April 23rd. He is currently on a waiting list to enroll in the Power Lineman school program. Because of the high interest in this program, all courses across the country are filled for at least two years. After graduating, Ryan hopes to move back to his hometown of Tillamook, Oregon.



*Ryan Miller*

He comes from an “electric family” as his father, grandfather and uncles have all had a career in the electric industry.

Ryan enjoys spending his spare time in the great outdoors, with fishing and hunting at the top of his list. Another favorite pastime of Ryan’s is photography.



## County Fair Contests

### Howard County Fair

Hawkeye is sponsoring:

#### Apple Pie Contest

- Wed. June 20 at 3:00 p.m.

#### Strawberry Dessert Contest

- Wed. June 20 at 4:00 p.m.

#### Winners will receive:

First Place.....	\$25
Second Place.....	\$15
Third Place.....	\$10



# Steven Daskam wins trip to Washington D.C.

**S**teven Daskam, a junior from Fillmore Central High School, won an exciting and educational fun filled week of adventure at Hawkeye REC's Youth Tour contest. Steven is the son of Charles and Deborah Daskam of Harmony, MN. He will join 40 students from Iowa along with 1,200 students from all over America June 9-14. These students are sponsored by their local rural electric cooperatives. Brian Fravel, a junior from Crestwood High School, was chosen as the runner-up. He is the son of Dorette and Leonard Fravel of Cresco.

The students will explore Washington, D.C., spend a day on Capitol Hill, meet our congressional leaders and see our government in action. They will also tour historic sites, cruise the Potomac, explore the Smithsonian museums, and make new friends from Iowa and across the nation. The students will learn first hand about our government and its history, their respon-

sibilities as citizens, and how they work together. Upon returning from the Youth Tour, students are filled with inspiration and better understand how cooperative efforts keep our country great.

The Iowa Association of Electric Cooperatives, the Des Moines based service organization for the state's RECs, coordinates the Youth Tour.



*Youth Tour finalists from left: Shilo Leff from Riceville High School, Kendal Quandahl from Crestwood High School, 2007 Youth Tour winner Steven Daskam from Fillmore Central High School, Jay Haskovec from Crestwood High School and Runner-up Brian Fravel from Crestwood High School.*

## Websters Housing Development Progress

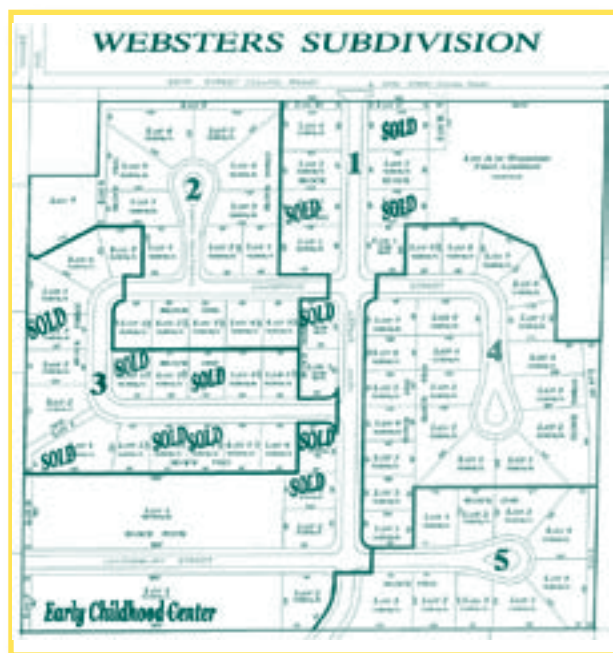
Spring brings progress at Websters Housing Subdivision in Cresco. There are currently nine houses built and 12 lots sold. Go to [www.hawkeyerec.coop](http://www.hawkeyerec.coop) for more lot and price information.

### OPEN HOUSE

Come to see one of the Northeast Iowa Community Action homes!

May 31 • 3-6 p.m.

580 York Avenue  
Cresco, Iowa



There will be a ground-breaking ceremony for the Early Childhood Development Center on Monday, June 4th at 2 p.m.

# Stay Safe During Lightning Storms

**B**ecause lightning can travel sideways for up to 10 miles, blue skies are not a sign of safety. If you hear thunder, take cover. The Electrical Safety Foundation International recommends following these guidelines to stay safe during electrical storms:

- If possible, go indoors. Once indoors, stay away from windows and doors. Do not use corded telephones except for emergencies.
- Unplug electronic equipment before the storm arrives and avoid contact with electrical equipment or cords during storms.
- Avoid contact with plumbing, including sinks, baths and faucets.
- If outdoors, go to a low point. Lightning hits the tallest object. Get down if you are in an exposed area. Stay away from trees.
- Avoid metal. Don't hold metal items, including bats, golf clubs, fishing rods, tennis rackets or tools. Avoid metal sheds, clothes lines, poles and fences.

**Kids' Korner**

## Electricity

**Go to Hawkeye's website [www.hawkeyerec.coop](http://www.hawkeyerec.coop) for the answer.**

Alternate	Electric	Powerline	Utilities
Baseload	Generator	Regulated	Voltage
Capacity	Grid	Retail	Wholesale
Condenser	Magnetic	Switch	
Current	Megawatt	Transformer	
Direct	Peakload	Turbine	



## Do you support renewable energy?

If you haven't already signed up to participate in Hawkeye's Evergreen program and you believe in renewable energy, fill out this form or contact your cooperative office. Evergreen is a renewable energy (green power) program available to your home, farm or business through your local Touchstone Energy Cooperative. There are currently 55 members who participate in Hawkeye's Evergreen program who purchase collectively 157 blocks of renewable energy.

Evergreen is for you if you are willing to pay a little bit more to purchase a portion or all of your electricity from renewable energy sources. Renewable energy comes from the wind and waste-to-energy sources such as landfill gas and livestock manure. By participating in Evergreen, you are investing in the future of the environment.

### Yes! I want to participate in Evergreen Renewable Energy.

Please fill out the following form and mail to Hawkeye REC.

Number of blocks of energy: ..... Amount added to my monthly bill:

- 1 block (100 kWh) ..... \$1.50
- 2 blocks (200 kWh) ..... \$3.00
- 3 blocks (300 kWh) ..... \$4.50
- 4 blocks (400 kWh) ..... \$6.00
- 5 blocks (500 kWh) ..... \$7.50
- Other: Please specify number of blocks .....
- Please provide me with more information.



I understand that this amount is in addition to my monthly energy bill. Also, that my commitment is for one year and will continue monthly thereafter until I notify Hawkeye that I no longer wish to participate.

Name: \_\_\_\_\_  
 Address: \_\_\_\_\_  
 City \_\_\_\_\_ State \_\_\_\_\_ Zip \_\_\_\_\_  
 Home phone \_\_\_\_\_  
 Account No. \_\_\_\_\_  
 Signature \_\_\_\_\_ Date \_\_\_\_\_

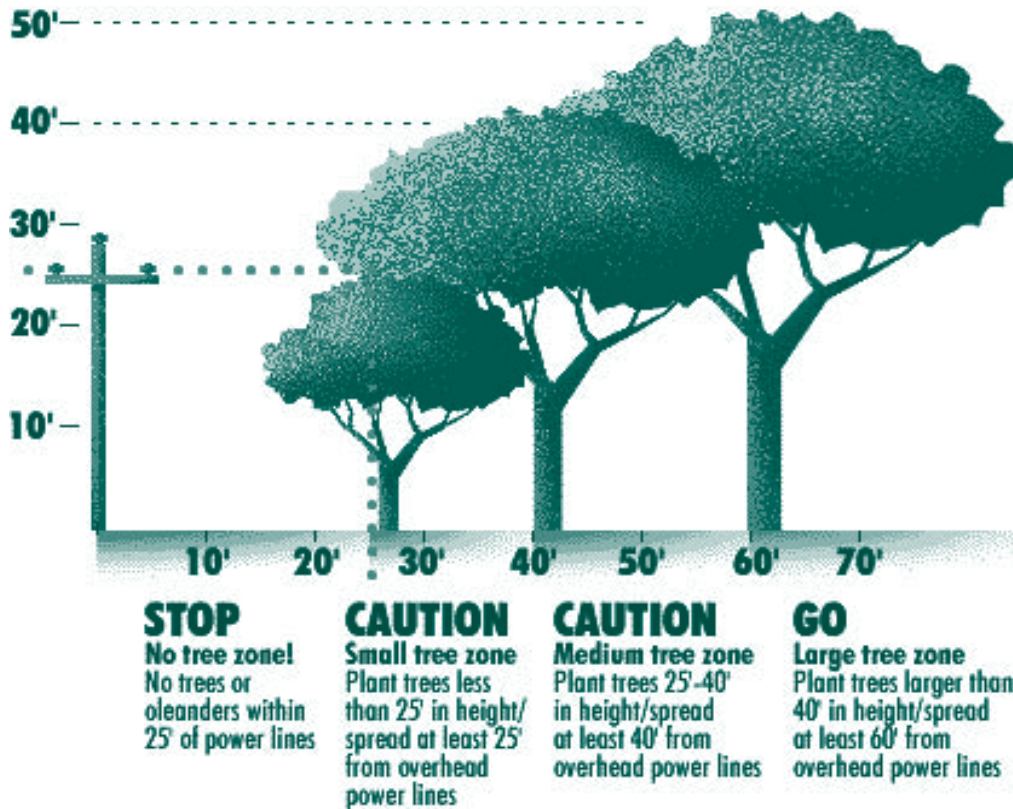
# Plant the Right Tree in the Right Place

**Call Before You Dig  
It's The Law!  
In Iowa call:  
1-800-292-8989**

If you plant trees on the southwest and west sides of your home, they can block the sun and dramatically reduce the heat in your house. The Department of Energy estimates that just three trees positioned correctly around a house can

cut the energy used for cooling by one-fourth. And in the winter, those same trees can cut your heating costs by 10-20 percent. But be aware that a tree on the south side of a house can actually increase heating costs in the winter because it casts shade.

Remember that trees and power lines don't mix. If you plant any type of trees near power lines, make sure they're small and will **STAY** small. Also don't forget about underground power lines and other utilities when you're planting. Call Iowa One-Call before you dig.



**Shrubs**  
(Height: 4' - 10')  
Arrowwood, Azalea, Burning Bush, Bush Honeysuckle, Caragana, Chokecherry, Cotoneaster, Cranberry Bush, Currant, Dogwood, Hydrangea, Juneberry, Lilac, Ninebark, Potentilla, Sumac

**Small Trees**  
(Height: 10' - 15')  
Amur Maple, Flowering Crabapple, Flowering Dogwood, Hawthorn, Eastern Red Cedar, Russian Olive, Canada Cherry, Ironwood, Mountain Ash, Nanking Cherry

**Medium Trees**  
(25' - 40')  
Ash, Marshall Seedless, Birch, Paper & River, Butternut, Honey Locust: Sunburst, Shademaster, Skyline, Littleleaf Linden, Norway Maple, Pear, Bradford

**Large Trees**  
(40' - 70')  
Basswood, Bur Oak, Pin Oak, Elm, Sugar Maple, Hackberry, Ginkgo, Black Walnut, Catalpa  
Pines: Austrian, Red, Scotch, White, Spruce

*Welcome*

## Hawkeye REC welcomes New Members

**April 2007**

Jenny Grover.....Elma  
Nathan Stee.....Decorah  
Jeffrey Wickman.....New Hampton  
Jeff & Charity Kuboushek.....Ossian  
Donald Leeps.....Decorah  
Francis & Sue Best.....Fort Atkinson  
Doug Schmelzer & Jackie Lensing.....Ridgeway

*Summer is just around the corner!*

### ELECTRIC GRILLS

\*All grills & parts have tax included in listed price

 Model 4400 Lock & Go Portable Grill \$49.77	 Model 4300W Deluxe Cart Grill \$159.98
 Model 4200W Deluxe Tabletop Grill \$122.53	 Model 4100 Deluxe Tabletop Grill \$66.89

**Replacement Parts:**  
Element \$37.40 Reflector Pan \$6.11

# Remodel projects that improve your home's efficiency

By: Chris Dorsi



*“New high-efficiency windows and doors can save a lot of energy if installed properly.”*

Improvements to the outside of your home offer excellent opportunities to incorporate energy-saving measures with little additional effort. New siding, windows, and doors, for example, can improve the efficiency of your home if they are installed carefully. They add beauty and value, too.

If you plan to repaint or replace the exterior siding on your home, don't miss the chance to add wall insulation. Many older homes have wall cavities that are un-insulated or only partially insulated, allowing rapid heat loss in winter and heat gain in summer.

Wall insulation is one of the most cost-effective energy savers available. Loose-fill insulation can be installed in these wall cavities through holes that are drilled through the siding or sheathing underneath the siding. This

requires specialized tools, so you should have a professional insulator do the job. Your new siding will cover the installation holes, saving the price of repair.

Some types of siding can be installed over a layer of foam insulation that's added between the old and new siding. This layer can be added with or without the new cavity insulation described above.

New high-efficiency windows and doors can save a lot of energy if installed properly. One key to maintaining their efficiency is sealing the edges where they meet the wall, so cold air and moisture can't enter the home. Pay close attention to the hidden joints where the window or door meets the wall framing, as well as the visible seams at the siding. Fill large, hidden gaps with liquid urethane foam in a can, or with tightly packed fiberglass. Install a bead of good quality caulk at the surface of each joint, and paint it to match. Now your new window or door will perform at its best.

Chris Dorsi is a nationally recognized expert on energy-efficiency. For more free energy-saving tips, visit the Saturn Resource Management Web site at [www.srmi.biz](http://www.srmi.biz)

## Services

- ◆ Beam Central Vacuum Systems
- ◆ Electric Grills
- ◆ First Call Emergency Response System
- ◆ Generators
- ◆ Home Heating Systems
- ◆ Incentives & Rebates
- ◆ Long Distance Services
- ◆ Security Lights
- ◆ Security Systems
- ◆ Water Heater Program
- ◆ Water Conditioners/ Softeners
- ◆ Electric Usage Audits
- ◆ New Home Consultations



**Please contact us for more information.**

**1-800-658-2243 or 547-3801**

**[www.hawkeyerec.coop](http://www.hawkeyerec.coop)**



## Kill A Watt Electricity usage monitor

*Kill A Watt “empowers” you to save hundreds on utility costs*

Have you ever wondered how much electricity a specific appliance uses daily, weekly, annually? This electricity usage monitor called “Kill A Watt” allows you to plug in your appliances and it will assess how efficient they really are. Large LCD display will count consumption by the kilowatt-hour just like your local utility company. The knowledge you gain from Kill A Watt can save you thousands of dollars.

You can purchase Kill A Watt from Hawkeye REC for \$35 plus tax.

# Recipes...

## Favorite Potato Salad & Springtime Salads

### Fruity Green Salad

#### Dressing:

2/3 c. vegetable oil	8 c. torn mixed salad greens
1/3 c. lemon juice	1 medium red apple, chopped
1/4 c. sugar	1 medium pear, chopped
2 t. chopped green onion	1 c. chopped pecans
3/4 t. salt	1 c. shredded Swiss cheese
1 t. poppy seed	

In a jar with a tight fitting lid, combine the first six ingredients; shake well. In a large bowl, combine the remaining ingredients. Drizzle with dressing and toss to coat. Serve immediately.

Sue Panos – Waucoma

### Spinach Apple Salad

1 (10 oz. pkg) spinach, torn to pieces  
2 Granny Smith apples, chopped  
1/2 c. cashews

#### Dressing:

1/4 c. sugar	1/4 t. celery salt
1/4 c. apple cider vinegar	1/4 t. garlic salt
1/4 c. veg/olive oil	

Mix together, chill and toss with salad just before serving.

Jessica McCabe – Lawler

### Fiesta Potato Salad

6 cups cooked cubed peeled potatoes  
1-1/2 c. (6 ounces) shredded cheddar cheese  
2/3 c. black beans, rinsed and drained  
2/3 c. chopped sweet red pepper  
1/2 c. thinly sliced celery  
1/3 c. thinly sliced green onions  
1 to 2 t. minced fresh cilantro  
3/4 c. ranch salad dressing  
1/2 c. chunky salsa  
1/2 t. salt  
Lettuce leaves, optional

In a large bowl, combine the potatoes, cheese, beans, red pepper, celery, onions and cilantro. In a small bowl, combine salad dressing, salsa and salt; pour over potato mixture and toss to coat. Cover and refrigerate for at least 1 hour. Serve in a lettuce-lined bowl if desired.

Yield: 12-16 servings.

Send or e-mail your favorite recipe.

If we print your recipe in our newsletter you'll receive \$5 off your next electric bill.

E-mail to: [mmoellers@hawkeyerec.com](mailto:mmoellers@hawkeyerec.com)

June – Cheesecake Recipes

July – Marinade Recipes

All recipes can be found on our website.



### Canned Cole Slaw

Blend these ingredients together well:

1 med. head cabbage, shredded or chopped fine  
1 c. finely chopped celery  
2 c. carrots, chopped  
1 red or green pepper, cut fine  
1/2 c. chopped onion

#### Combine:

1 1/2 c. sugar  
1 t. pickling salt  
1/2 c. white vinegar  
1/2 t. mustard seed  
1/2 t. celery seed

Mix all together well and add to cabbage mixture, stir well to combine. Pack into pint jars and seal. Process 20 minutes in hot water bath.

Ada Walter – Cresco



## DATES TO REMEMBER

### BILLING CYCLE DATES

- May 25** Member reads meter and records on payment voucher. Please mail your bill today to make sure it arrives to Hawkeye by the 1st of June.
- May 29** Automated payments from checking accounts and credit cards are processed.
- June 1** Bills become delinquent.
- June 11** Hawkeye REC prints bills based on May meter reading.
- June 12** Bills are mailed to members from Dairyland in LaCrosse.

### OTHER EVENTS

- May 24** Hawkeye REC Board Meeting
- May 28** Office Closed-Memorial Day
- May 31** Open House at Websters



Can you  
Wait 'til 8  
to do your  
laundry?

### Energy Saving Tips

- ▶ Use a washing machine timer (if available)
- ▶ Wash lightly soiled clothes in cold water
- ▶ Wait until you have a full load



You can help minimize power costs by using energy wisely.

Please wait until after 8 p.m. before using major appliances.



*The Power Is Yours*

Box 90 - Cresco, Iowa 52136  
1-800-658-2243 or 547-3801  
[www.hawkeyerec.coop](http://www.hawkeyerec.coop)

### OFFICE HOURS

Monday thru Friday - 7:30 a.m. - 4:30 p.m.  
(Closed Sat., Sun., & Holidays)

### OUTAGES

**1-800-927-5265**

**IOWA STATE ONE CALL**  
**1-800-292-8989**

### BOARD OF DIRECTORS

Dean Fisher, President - Lawler  
Dean Nierling, Vice President - Burr Oak  
Dennis Piatek, Secretary/Treasurer - Elma  
Norman Dickman - Decorah  
John Hockspeier - Alta Vista  
Janelle Mahr - Lime Springs  
Roger Nibaur - Elma  
Charles Frana - Calmar  
Dennis Young - Decorah

### PERSONNEL

Tom Miller, CEO & General Manager  
Roger Halverson, Operations Manager  
Jim Murphy, Information Tech. Manager  
Cindy Christensen, Communications Manager  
Peggy Berg, Chief Financial Officer  
Pat Boyle, Business Dev./Mbr. Serv. Manager

### EDITOR

Meagan Moellers

Hawkeye REC  
Box 90  
Cresco, Iowa 52136

PRSR STD  
U.S. Postage  
**PAID**  
La Crosse, Wis.  
Permit No. 372